


Advanced  
Furniture





To order or for further advice speak to our  
dedicated sales team on 01685 845100  
or email [sales@adv-furniture.co.uk](mailto:sales@adv-furniture.co.uk)

# Contents

<b>Services</b>		4
<b>Carbon Neutral</b>		5
<b>Chairs &amp; Stools</b>	EVO 4 Leg	6 - 7
	EVO Skid Base / Reverse Cantilever	8
	EVO Student ICT	9
	EVO Stool	10
	EVO Move	11
	GEO Poly 4 Leg	12 - 13
	GEO Skid Base / Reverse Cantilever	14
	GEO Student ICT	15
	GEO Stool	16
<b>Poly Chairs</b>	Harmony 4 Leg Poly Chair / Skid Base	17
	Masterstack Skid Base Poly Chair	18
	Masterstack / Harmony Poly Stools	19
	Harmony ICT	19
	Poly Stacker Chair	20
	Poly Range	21
	Poly Comfort Chair	22
	Lecture Tablet & Skid Base Chairs/ICT	23
	Edge Stool / Low Back Stool - ASL	24
	Low Back Stool ASL Skid / Poly Stool	25
<b>Wooden Stools</b>	Solid Beech Wooden Stool / Stools with Wooden Tops	26
	Heavy Duty Industrial Stools / Upholstered Stools	27
<b>Educational Seating</b>	Operator / Task Seating	28 - 30
	Fixed Back Student ICT Chairs	31
	Draughtsman / Poly Draughtsman Chairs	32
	Laboratory Seating / Draughtsman Seats / Saddle Stool	33
<b>Tables</b>	Height Adjustable Tables	34 - 35
	Study Carrels	36 - 37
	Teachers Desks / Z & C Frame Tables	38
	Tables with Castors	39
	Premium Cylinder Rectangular	40
	Premium Cylinder Circular / Semi-Circular / Trapezoidal	41
	Curve / Wedge Premium Cylinder	42
	Tri / Rectangular / Trapezoidal Premium Cylinder	43
	Spiral Stacking	44
	Student Tables	45
	Slide / Stacking	46
	Craft / Science Tables	47
	X Frame Table / Heavy Duty Cantilever / Nesting	48
	Budget / Premium Flip-Top	49
<b>Classroom Storage</b>	Mobile Tray Unit	50
	Mobile Tray Unit / Mobile Tray Storage Unit	51
	Library Bookcase Trolley	52
<b>Soft / Easy Seating</b>	Tub Chair with Settee & Table	53
	Talbot Reception area Range	53
	Urban bench	54 - 55
	Neptune Modular Seating	56
	Puzzle	57
	Deluxe Wooden	58
	Wooden	59
	Lounge / Reception Seating	60
	3000 / Reception	61
	Metal Framed Low Easy Seating	62
	Heavy Duty Low Easy Seating	63
	Upholstered Curved Stools	63
<b>Conference / Visitor Seating</b>	Urban Stacking Chair	64 - 65
	Brad	66
	Edge	67
	Mariquita / Nuke	68
	Public	69
	Ari / Loola	70
	Arrow / Replay	71
	607	72
	600	73
	Wooden Framed Stacking Chairs	74
	Heavy Duty Wooden Stacking Chair	74
	Multi-purpose Heavy Duty Chairs	75
	Traditional Side Stacking Chair / Chrome Cantilever Chair	76
	Writing Tablets	77
<b>Function Chairs</b>	The Royal Range	78 - 79
	The Coronet Range	80 - 81
	Consort / Y-Back / Taj Mahal / Mitre	82
	Aluminium	83
<b>Folding Chairs</b>	Folding Chairs & Trolleys	84
<b>Tables &amp; Benches</b>	Core Axis	85
	Core Range	86-87
	Pillar Base Tables	88
<b>Bistro Seating</b>	Bistro Seating	89
<b>Fabric Options</b>	Advantage / Main Line Plus / Xtreme / Paintbox	90 -91



## ESTABLISHED IN 1979 ADVANCED FURNITURE IS A LEADING BRITISH MANUFACTURER OF EDUCATION & CONTRACT FURNITURE.

Our modern 100,000 sq ft facility has extensive manufacturing capacity Including:

Tube bending and fabrication,

Injection moulding,


Design and development

Powder coating.

Woodworking.

Upholstery.

Final assembly.



### MADE IN BRITAIN

We are a proud British manufacturer employing around 85 local people.

Wherever possible we look to source material locally.

### ACCREDITATION

Our products have been tested or comply with BS EN1729.


When designing new products we always take into consideration all the required European and British standards.



### SERVICE

Advanced Furniture is committed to offer a market leading level of customer service and support.

Through our efficient order and manufacturing systems we aim to deliver goods in a speedy efficient time, we also keep large stocks for improved lead times.



Manufactured in Great Britain



### ENVIRONMENT

We have invested heavily in new modern machinery and vehicles. We recycle the majority of our waste.

Our factory has been designed to be energy efficient with LED lighting and extra insulation fitted reducing Carbon emissions.

The factory roof now has 220kw of Solar power which will produce over 34% of our energy requirement, the system produces 170,000kw hours of low carbon clean power - this is enough to power 48 homes for one year.



In 2022 we were formally certified as a **CARBON NEUTRAL** company to the recognised standard PAS 2060:2014



## CARBON NEUTRAL

As one of the leading manufacturers of school and educational furniture in the UK, we recognise our responsibilities to help protect the planet for future generations, we believe we are the first and only manufacturer in our sector to achieve carbon neutral status. We are totally committed to continually improving all environment procedures, we have reduced waste and reduced our CO2 emissions by over 200 tonnes per year. Achieving carbon neutral status isn't however the end of this journey merely the start, we will continue to improve and invest with the future aim of achieving net zero carbon.

## CARBON OFFSET PROJECTS

As a business we have assessed our carbon footprint and are taking the next steps to reduce and offset our emissions to become net zero. Carbon offsetting plays the role of balancing out the emissions that have already been caused, by financially supporting projects around the world. These are the projects that we have invested in:



Methane Gas capture  
Bulgaria



Reducing Deforestation  
Cambodia



Renewable Energy  
India

## Chairs & Stools

### EVO 4 Leg

Our newest In-house designed Chair is the EVO; a refreshing interpretation of the traditional Polypropylene one piece Shell.

The Four leg EVO chair stacks eight high and has passed EN1729 parts 1 & 2.

The Chair frame is available in 19mm and 25mm dia steel, the 25mm is also available with a Chrome levelling foot.

Cushioned Seat pad and Links can also be added as a further option.

Our ten shell colours and six frame colours ensure this chair is suitable for a wide variety of applications.



EVO 6



#### EVO 4 Leg Seat dimensions

Code	Seat height	Overall width	Overall depth
EVO 6	460mm	480mm	480mm
EVO 5	430mm	480mm	480mm

- Available with seat pad

# Chairs & Stools

## EVO 4 Leg



EVO 625 ADJ

### Shell Colours

Yellow	Lime
Ocean	Sky
Flame	Mulberry
White	Red
Slate	Onyx

### Frame Colours

Light Grey	Chrome Silver
Textured Silver	Dark Grey
Black	Charcoal



info

Available with levelling foot (Ø25mm frame only).



info

Shell riveted to frame for added security.

### EVO 4 Leg Ø25mm Frame Seat dimensions

Code	Seat height	Overall width	Overall depth
EVO 625	460mm	530mm	475mm
EVO 525	430mm	525mm	475mm

- Available with levelling foot (add **ADJ** to the code)
- Available with seat pad (add **SP** to the code)



EVO 625

# Chairs & Stools

## EVO Skid Base

### EVO Skid Base Seat Dimensions

Code	Seat height	Overall width	Overall depth
EVO 20	460mm	530mm	535mm
EVO 21	430mm	525mm	535mm



EVO 20



The New EVO Skid Base and Reverse Cantilever chairs have passed EN1729 Parts 1 & 2.

The Reverse Cantilever frame allows for the chair to hang on the classroom desk to allow easy floor cleaning.

The Skid Base frame allows for easy movement across floors.

## EVO Reverse Cantilever

### EVO Reverse Cantilever Seat Dimensions

Code	Seat height	Overall width	Overall depth
EVO 10	460mm	530mm	545mm
EVO 11	430mm	525mm	545mm



EVO 10

### Shell Colours

Yellow	Lime
Ocean	Sky
Flame	Mulberry
White	Red
Slate	Onyx

### Frame Colours

Light Grey	Chrome Silver
Textured Silver	Dark Grey
Black	Charcoal












# Chairs & Stools

## EVO Student ICT



### Shell Colours

	
Yellow	Lime
	
Ocean	Sky
	
Flame	Mulberry
	
White	Red
	
Slate	Onyx

The EVO ICT Swivel has been designed to give excellent ergonomic posture.

Easy to use gas lift height adjustment and supplied with a choice of castors or glides, black or chrome base.

### EVO Student ICT Seat Dimensions

Code	Seat height	Overall width	Overall depth
EVO 30	430-560mm	600mm	600mm
EVO 31	430-560mm	600mm	600mm



# Chairs & Stools

## EVO Stool

The new EVO stool is available in four heights along with a range of shell and frame colours. A modern British design, the EVO stool forms part of the EVO range, suitable for many sectors.



### EVO Stool Seat Dimensions

Code	Seat height	Overall width	Overall depth
EVO 40	795mm	525mm	580mm
EVO 41	735mm	525mm	560mm
EVO 42	685mm	525mm	560mm
EVO 43	610mm	525mm	540mm

### Frame Colours

Light Grey	Chrome Silver
Textured Silver	Dark Grey
Black	Charcoal

### Shell Colours

Yellow	Lime
Ocean	Sky
Flame	Mulberry
White	Red
Slate	Onyx

# Chairs & Stools

## EVO Move

The dynamic EVO Move is ideal for ease of movement in the modern teaching area or working environment.

The EVO Shell and chunky 25mm steel frame with lockable twin wheel castors, combine to provide a stylish, comfortable and functional mobile chair.

### EVO Move Seat Dimensions

Code	Seat height	Overall width	Overall depth
EVO 50	460mm	525mm	465mm
EVO 51	430mm	525mm	465mm

EVO 50 SP



EVO 51



## Chairs & Stools

# GEO Poly 4 Leg

The GEO poly four legged chair forms part of the GEO range, a modern fresh design the GEO four leg is ideal for classroom use.

The GEO four leg is available in four heights as standard along with ten shell colours and six frame colour options.

GEO four leg poly stacks up to eight high and has passed EN1729 parts 1 and 2 for strength and ergonomics.

The standard steel frame is Ø19mm, however there is an optional Ø25mm frame available.

Seat pads and links can be added if required and also a trolley is available.

### GEO Poly 4 Leg Seat dimensions

Code	Seat height	Overall width	Overall depth
GEO 6	460mm	500mm	460mm
GEO 5	430mm	500mm	460mm
GEO 4	380mm	440mm	420mm
GEO 3	350mm	440mm	420mm

- Available with chunky leg frame

- Available with seat pad



# Chairs & Stools

## GEO Poly 4 Leg



**GEO Poly 4 Leg**

GEO 3

GEO 4

GEO 5

GEO 6



**Shell Colours**

Yellow	Lime
Ocean	Sky
Flame	Mulberry
White	Red
Slate	Onyx

**Frame Colours**

Light Grey	Chrome Silver
Textured Silver	Dark Grey
Black	Charcoal

# Chairs & Stools

## GEO Skid Base



**GEO Skid Base Seat Dimensions**

Code	Seat height	Overall width	Overall depth
GEO 20	460mm	520mm	525mm
GEO 21	430mm	520mm	525mm
GEO 22	380mm	460mm	470mm
GEO 23	350mm	460mm	470mm

## GEO Reverse Cantilever

The GEO Skid Base and Reverse Cantilever chairs conform to EN1729 Parts 1 & 2.

The Reverse Cantilever frame allows for the chair to hang on the classroom desk to allow easy floor cleaning.

The Skid Base frame allows for easy movement across floors.



### Shell Colours

Yellow	Lime
Ocean	Sky
Flame	Mulberry
White	Red
Slate	Onyx

### Frame Colours

Light Grey	Chrome Silver
Textured Silver	Dark Grey
Black	Charcoal

**GEO Reverse Cantilever Seat Dimensions**

Code	Seat height	Overall width	Overall depth
GEO 10	460mm	530mm	500mm
GEO 11	430mm	530mm	500mm











## Chairs & Stools

# GEO Student ICT

The GEO ICT Swivel has been designed to give excellent ergonomic posture. Easy to use gas lift height adjustment and supplied with a choice of castors or glides, black or chrome base.



### Shell Colours

		
Yellow	Lime	Slate
		
Ocean	Sky	Onyx
		
Flame	Mulberry	White
		
Red		

### GEO Student ICT Seat Dimensions

Code	Seat height	Overall width	Overall depth
GEO 30	440-560mm	600mm	600mm
GEO 31	440-560mm	600mm	600mm
GEO 32	400-480mm	500mm	460mm

# Chairs & Stools







## GEO Stool

The GEO stool is available in four heights along with a range of shell and frame colours, A modern British design, the GEO stool form part of the GEO range, suitable for many sectors. GEO offers a modern look to any environment.

### Shell Colours

	
Yellow	Lime
	
Ocean	Sky
	
Flame	Mulberry
	
White	Red
	
Slate	Onyx

### Frame Colours

	
Light Grey	Chrome Silver
	
Textured Silver	Dark Grey
	
Black	Charcoal



### GEO High Stool Seat dimensions

Code	Seat height	Overall width	Overall depth
GEO 40	795mm	530mm	550mm
GEO 41	735mm	530mm	550mm
GEO 42	685mm	530mm	550mm
GEO 43	610mm	530mm	550mm



# Poly Chairs Harmony

The Harmony Chair has a strong robust design.

The chair stacks 10 high.

Tested to EN1729 Parts 1 and 2 for Strength and Stability.



## Harmony Seat dimensions

Code	Seat height	Overall width	Overall depth
HARM1	260mm	400mm	430mm
HARM2	310mm	400mm	430mm
HARM3	350mm	400mm	445mm
HARM4	380mm	460mm	485mm
HARM5	430mm	460mm	490mm
HARM6	460mm	460mm	490mm

## Shell Colours

Black	Blue
Dark Grey	Green
Light Grey	Red
Sea Spray	Violet
Yellow	



## Skid Base



## Harmony Skid Seat dimensions

Code	Seat height	Overall width	Overall depth
HARMSK5	430mm	520mm	560mm
HARMSK6	460mm	520mm	560mm
CRT	Trolley		

info

All available with seat linking option.

# Poly Chairs

## Masterstack



The Master Stack Skid base chair has been designed with support and comfort in mind. The chair is available in six sizes with plenty of colour options. The product has the ability to stack 25 high, this is very convenient when you are limited on space. The chair has a one piece polypropylene shell, riveted to the frame and has tamper proof fixings. EN1729 parts 1 and 2,



### Masterstack Seat dimensions

Code	Seat height	Overall width	Overall depth
MAST1	260mm	370mm	400mm
MAST2	310mm	370mm	400mm
MAST3	350mm	410mm	440mm
MAST4	380mm	460mm	490mm
MAST5	430mm	460mm	510mm
MAST6	460mm	460mm	529mm

### Dolly and tug handle dimensions

Code	Description	Overall Height	Overall Width	Overall Depth
MASTDH	Dolly & Handle	-	-	-
MASTD	Dolly	300mm	610mm	520mm
MASTH	Handle	-	250mm	-

# Poly Stool Masterstack

## Harmony



Masterstack Stool dimensions

Code	Seat Height	Overall Width	Overall Depth
MASTST4	795mm	460mm	515mm
MASTST3	735mm	460mm	515mm
MASTST2	685mm	460mm	515mm
MASTST1	610mm	460mm	515mm

Harmony Stool dimensions

Code	Seat Height	Overall Width	Overall Depth
HARMST4	795mm	515mm	535mm
HARMST3	735mm	515mm	535mm
HARMST2	685mm	515mm	535mm
HARMST1	610mm	515mm	535mm

### Shell Colours



Harmony ICT dimensions

Code	Seat height	Overall width	Overall depth
HARMICT	450-570mm	600mm	600mm

# Poly Chairs

## Poly Stacking Chair

The lightly textured Polypropylene chairs are produced at the highest quality and are also supplied in a number of colours.

This chair meets EN1729 part 2 requirements and can be stacked with great stability up to 20 seats high.

The 19mm diameter four legged steel frames can be plastic coated or Epoxy powder coated to give maximum life.




### Shell Colours

Beige	Black
Brown	Burgundy
Charcoal	Green
Hi Blue	Hi Green
Light Grey	Orange
Petrol Blue	Purple
Red	White
Yellow	

### Frame Colours

Black	Charcoal
Chrome Silver	Dark Grey
Light Grey	Textured Silver

- Other colours available on request



**Size Mark 1**  
Age 3-4  
Table 460  
Chair 260  
NURSERY

**Size Mark 2**  
Age 4-6  
Table 530  
Chair 310  
PRIMARY

**Size Mark 3**  
Age 6-8  
Table 590  
Chair 350  
PRIMARY

**Size Mark 4**  
Age 8-11  
Table 640  
Chair 380  
PRIMARY

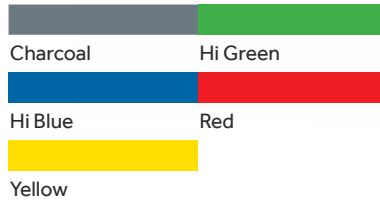
**Size Mark 5**  
Age 11-14  
Table 710  
Chair 430  
SECONDARY

**Size Mark 6**  
Age 14+  
Table 760  
Chair 460  
SECONDARY/ADULT


# Poly Chairs Poly Range



### Shell Colours



### Frame Colours



- Other colours available on request

This range comes in a number of sizes and colours to meet the needs of both educational and conference requirements.

Compliant to EN1729 part 2.

Stacks up to 10 seats high.

Linking Options Available.

### Additional Linking Features



### Poly Range

ACD

ACC

ACB

ACA

### Poly Range Chair Seat Dimensions

Size	Code	Seat Height	Seat Width	Seat Depth	Overall height	Overall width	Overall depth
1	ACA	260mm	335mm	275mm	525mm	385mm	365mm
2	ACB	310mm	335mm	275mm	575mm	385mm	395mm
3	ACC	350mm	380mm	325mm	615mm	420mm	445mm
4	ACD	380mm	380mm	325mm	645mm	420mm	465mm
5	ACE	430mm	440mm	365mm	725mm	490mm	475mm
6	ACF	460mm	440mm	365mm	755mm	490mm	495mm

# Poly Chairs

## Poly Comfort Chair



A combination of our Polypropylene Stacking Chair with our seating upholstery pads creating a comfortable experience. The pads can be fitted to both seat and back (ACF SBP) or seat only (ACF SP). Giving you the choice for comfort.

We can also supply a wide range of materials and colours for your needs.

### Shell Colours

Red	Green	Petrol Blue
Burgundy	Charcoal	Light Grey
Brown	Black	Beige
White	Orange	Hi Green
Hi Blue	Yellow	Purple

### Frame Colours

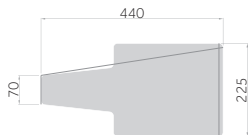
Light Grey	Chrome Silver	Black
Textured Silver	Dark Grey	Charcoal

- Other colours available on request



# Poly Chairs

## Lecture Tablet & Skid Base Chairs



Lecture Tablet Dimensions



### AGP - with optional seat and back padding

Robust steel chassis carefully designed to like the screw fixing points of the shell to accommodate gas lift mechanism, seat height 390 - 520mm. Available with Poly Shell (AGP), Poly Shell with Seat Pad (AGPSB) and Poly Shell with Seat and back (AGPSBP).



Optional Lecture Tablet

### The Lecture Tablet Chair

The Lecture Tablet Chair provides all you would expect from the standard Poly chair but with the added option of a writing tablet. Each chair is fitted with 2 brackets to enable the Tablet to suit either Right or Left handed writing (Writing Tablet must be ordered separately). We can also supply a wide range of materials and colours for your needs. The frame colours are the same as our ACF range (Page 22).



Optional Skid Base - 552mm wide

### Skid Base Chair

The triangular shaped skid frame is designed for its strength and 'skid' floor-friendly features. This skid based chair is available with seat heights of 460mm or 430mm and will stack 4 high. Lecture Tablet not available for skid base version. If you require a standard table with this model chair please allow extra width. Writing Tablet suitable for use with ACF (ACFL) and ACE (ACE L) poly chairs only. Not suitable for use with the Skid Base version.

# Poly Stools

## Edge Stool



### Edge Stool

Code	Seat Height	Overall Width	Overall Depth
EDGEST1	795mm	500mm	530mm
EDGEST2	735mm	500mm	530mm
EDGEST3	685mm	500mm	530mm
EDGEST4	610mm	500mm	530mm

### Shell Colours

Lime	Red
Ocean	Slate
Onyx	White

### Frame Colours

Light Grey	Chrome Silver
Textured Silver	Dark Grey
Black	Charcoal

# Low Back Stool - ASL

Our Low Back Stools have been designed to the shape of how the body should sit when under a high top table, giving the maximum comfort. The 19mm diameter four legged steel frames are coated in an Epoxy Powder coat finish to give maximum life. A 19mm diameter 'U' bracing-bar has also been added to give extra strength to the high frame.



Designed to hook onto each other when stacking. Can be stacked 5 high.

### Shell Colours

Lime	Red
Blue	Charcoal
Green	Yellow

### Frame Colours

Light Grey	Chrome Silver
Textured Silver	Dark Grey
Black	Charcoal

### Low Back Stool - ASL Dimensions

Code	Height	Seat Width	Seat Depth
ASL0	395mm	340mm	360mm
ASL1	445mm	340mm	360mm
ASL2	560mm	340mm	360mm
ASL3	610mm	340mm	360mm
ASL4	685mm	340mm	360mm
ASL5	755mm	340mm	360mm




# Low Back Stool - ASL Skid




Low Back Stool - ASL Skid Dimensions

Code	Height	Seat Width	Seat Depth
ASLSK0	395mm	340mm	360mm
ASLSK1	445mm	340mm	360mm
ASLSK2	560mm	340mm	360mm
ASLSK3	610mm	340mm	360mm
ASLSK4	685mm	340mm	360mm
ASLSK5	755mm	340mm	360mm

**Shell Colours**



**Frame Colours**




# Poly Stool

This Polypropylene Stool is designed with a flat seat which allows stacking to be very easy. The 22mm diameter four legged steel frames are coated in an Epoxy Powder coat finish to give maximum life.


Poly Stool Dimensions

Code	Height	Seat Width	Seat Depth
AS1	445mm	335mm	295mm
AS2	560mm	335mm	295mm
AS3	610mm	335mm	295mm
AS4	685mm	335mm	295mm
AS5	755mm	335mm	295mm

**Shell Colours**



**Frame Colours**



## Wooden Stools

### Solid Beech Wooden Stool

The wooden stool range is available in three heights. The stool tops come with an additional handle hole.

#### Solid Beech Wooden Stool Dimensions

Code	Height	Seat Width	Seat Depth
SBWS1	560mm	310mm	310mm
SBWS2	610mm	310mm	310mm
SBWS3	685mm	310mm	310mm



### Stools With Wooden Tops

The 22mm diameter four legged steel frames are coated in an Epoxy Powder coat finish to give maximum life. A 22mm diameter bracing-bar has also been added to give extra strength to the high frame. We supply a wide range of tops with or without hand holes. Our tops come in 18mm ply or laminated MDF with a clear lacquered edge.



Tops come with handle holes on request.

#### Stools with Wooden Tops Dimensions

Code	Height	Width	Depth
DGW1	445mm	350mm	535mm
DGW2	560mm	350mm	535mm
DGW3	610mm	350mm	535mm
DGW4	685mm	350mm	535mm




### Heavy Duty Wooden Top Stools

The Heavy Wooden Top Stool range is manufactured using a 25mm square crushed robust frame. A 19mm diameter bracing-bar has also been added to give extra strength to the heavy duty frame.

#### Seat Colours



#### Frame Colours



#### Heavy Duty Wooden Top Stools Dimensions

Code	Height	Width	Depth
HDS1	445mm	350mm	300mm
HDS2	510mm	350mm	300mm
HDS3	560mm	350mm	300mm
HDS4	610mm	350mm	300mm
HDS5	685mm	350mm	300mm



## Wooden Stools

# Heavy Duty Industrial Stools

Our Heavy Duty Industrial Stools are designed to produce maximum comfort when sat under a high top table.

Pads can be fitted to seat and back (HC SBP) or seat only (HC SP), giving you the choice of comfort.

The 19mm diameter four legged steel frames can be plastic coated or Epoxy powder coated to give maximum life.

### Stools with Wooden Tops Dimensions

Code	Height	Width	Depth
HC1	610mm	490mm	475mm
HC2	660mm	490mm	475mm
HC3	735mm	490mm	475mm

Please see page 22 for frame and shell colour options



## Upholstered Square Stools

Our Upholstered Square Stools are produced with square foam pads and can be upholstered in a variety of fabrics.

We can also supply with back rests (optional).

The straight square four legged steel frames are coated in an Epoxy Powder coat finish to give maximum life.

A square steel bracing-bar has also been added to give extra strength to the high frame.

### Upholstered Square Stools Dimensions

Code	Height	Width	Depth
DK11	445mm	330mm	330mm
DK12	560mm	330mm	330mm
DK13	610mm	330mm	330mm



# Educational Seating Operator/Task Seating

Our Mesh Back Operator Chairs are ideal for those office environments where style and affordability are a necessity. The Mesh chairs are offered with a range of arm and base options to suit individual needs.



MOP1FAC



Available with  
3 types of  
adjustable arm.



**FAA**  
Height Adjust  
Rotation Adjust  
Stow away



**FAB**  
Height Adjust  
Position Adjust



MOP2FAB



**FAC**  
Height Adjust  
Position Adjust



## Operator / Task Seating Dimensions

Code	Code	Description	Seat Height	Seat Width	Seat Depth
MOP1	MOP2	High Mesh Back Adjustable Chair (no arms)	470-605mm	490mm	470mm
MOP1FAA	MOP2FAA	High Mesh Back Adjustable Armchair	470-605mm	490mm	470mm
MOP1FAC	MOP2FAC	High Mesh Back Adjustable Armchair	470-605mm	490mm	470mm
MOP1FAB	MOP2FAB	High Mesh Back Adjustable Armchair	470-605mm	490mm	470mm

# Educational Seating

## Operator/Task Seating



MOP3



Optional Headrest



MOP4HR



Adjustable Lumbar Support



Headrest upholstered to match seat.



### Operator / Task Seating Dimensions

Code	Description	Seat Height	Width	Depth
MOP3	White Mesh Back Adjustable Armchair	430-530mm	655mm	470mm
MOP3HR	White Mesh Back Adjustable Chair with Headrest	430-530mm	655mm	470mm
MOP4	Black Mesh Back Adjustable Armchair	430-530mm	655mm	470mm
MOP4HR	Black Mesh Back Adjustable Armchair with Headrest	430-530mm	655mm	470mm

# Educational Seating

## Operator/Task Seating

Our Operator / ICT seating has been specifically designed for Office, Computer rooms, Libraries, and Study rooms. These chairs incorporate gas lift, back rake and back height adjustment. The seat and back are generously upholstered with or without arms, with a choice of two back sizes to suit every need and budget.

OP1HA - High Back Adjustable Armchair



OP1 - High Back Chair



OP2FA - Medium Back Armchair



OP2 - Medium Back Chair



Available with fixed or adjustable arm.



Fixed Arm (FA)



Adjustable Arm (HA)

### Operator / Task Seating Dimensions

Code	Description	Seat Height	Seat Width	Seat Depth
OP2	Medium Back Chair	470-600mm	500mm	500mm
OP2HA	Medium Back Adjustable Armchair	470-600mm	500mm	500mm
OP2FA	Medium Back Armchair	470-600mm	500mm	500mm
OP1	High Back Chair	470-600mm	500mm	500mm
OP1HA	High Back Adjustable Armchair	470-600mm	500mm	500mm
OP1FA	High Back Armchair	470-600mm	500mm	500mm

For Chrome base add a 'C' to the code after the first 2 characters i.e. OP2 becomes OPC2

# Educational Seating

## Fixed Back Student ICT Chairs



**MZ04 - High Back Student ICT**  
Gas height adjustment.

Supplied with castors (Glides available on request).  
**Seat Height:** 460-590mm (with castors).

MZ04 - High Back  
Student ICT



**643 - Medium Back**  
Gas height adjustment.

Supplied with castors (Glides available on request).  
**Seat Height:** 440-510mm (with castors).

643 - Medium Back



**TS - Teacher's Stool**

Designed to allow teachers ease of movement within the classroom.

Supplied with castors (Glides available on request).  
**Seat Height:** 430-550mm (with castors).  
**Seat Diameter:** Ø360mm

TS - Teacher's Stool



**843 - Junior Medium Back**  
Gas height adjustment.

Supplied with castors (Glides available on request).  
**Seat Height:** 400-480mm (with castors).

843 - Junior Medium Back



**743 - Infant Medium Back**  
Gas height adjustment.

Supplied with castors (Glides available on request).  
**Seat Height:** 320-410mm (with glides).

743 - Infant Medium Back

## Educational Seating Draughtsman Chairs

These two draughting chairs with medium or high back incorporate full circle foot rings and glides for safe operation. These chairs are ideally suited at counter or draughting height areas. Chairs are adjustable by gas lift and back rake adjustment.



Code	Seat Height	Seat Width	Seat Depth
TF03FRD	630-900mm	480mm	450mm
TF01FRD	630-870mm	480mm	450mm

## Poly Draughtsman Chairs

Easy to use gas lift height adjustment and supplied with a choice of castors or glides, black or chrome base.



### Shell Colours

Yellow	Lime
Ocean	Sky
Flame	Mulberry
White	Red
Slate	Onyx

### EVO Draughtsman

Code	Seat height	Overall width	Overall depth
EVO 60	430-560mm	600mm	600mm

### GEO Draughtsman

Code	Seat height	Overall width	Overall depth
GEO 60	430-560mm	600mm	600mm



# Educational Seating Laboratory Seating

A range of tough wearing chairs that offer durability in the workplace. Contoured seat and back with gas height adjustment.

## Lab Chair

Code	Seat Height	Seat Width	Seat Depth
IND01	630-900mm	480mm	450mm

## Posture Chair

Code	Seat Height	Seat Width	Seat Depth
IND02	630-900mm	480mm	450mm



# Draughtsman Seat

PU Seats, Gas Lift Mechanisms, 18" Foot Rings.

## Simple Height Adjustable Mechanism

Code	Seat Height	Seat Width
IND11	630-900mm	360mm

## Light Duty Mechanism - Ring Handle

Code	Seat Height	Seat Width
IND12	630-900mm	360mm

## Tilting Mechanism - Ring Handle

Code	Seat Height	Seat Width
IND13	630-900mm	360mm



# Draughtsman Saddle Stool

PU Seats, Gas Lift Mechanisms, Seat angle adjustment.

## Draughtsman Saddle Stool

Code	Seat Height	Seat Width	Seat Depth
IND21	630-900mm	480mm	450mm

## Saddle Stool

Code	Seat Height	Seat Width	Seat Depth
IND22	630-900mm	480mm	450mm



# Tables

## Height Adjustable Tables

Our Height Adjustable Tables have been developed to give you the opportunity to have a table that can be adjusted to a number of heights, making them appropriate for wheelchair users (DDA compliant).

Effective in all office environments including Educational workplaces.

Encourages good posture, increases blood flow and reduces lower back pain.

The 18mm or 25mm MDF laminated tops can be edged in either a clear lacquer, PU edge or 2mm PVC edging.

Leg frame available in Silver only.

### Laminated Table Top Colours

	
Maple	Oak
	
Beech	Red
	
Blue	Green
	
Yellow	Light Grey
	
Dark Grey	



Digital touch control  
3 Fixed memory position options



Castors as an optional extra



Adjusts from  
760mm to 1260mm

electric

### Sit / Stand Electric Height adjustable table

Code	Width	Depth
ESSHA1	800mm	600mm
ESSHA2	1200mm	600mm
ESSHA3	1400mm	600mm
ESSHA4	1600mm	600mm
ESSHA5	800mm	800mm
ESSHA6	1200mm	800mm
ESSHA7	1400mm	800mm
ESSHA8	1600mm	800mm



Glides supplied as standard with optional Castors at a further cost. Table frame available in Silver only.

**Crank Height adjustable table**

Code	Width	Depth
HATC1	800mm	600mm
HATC2	1000mm	600mm
HATC3	1200mm	600mm
HATC4	1400mm	600mm
HATC5	1600mm	600mm
HATC6	800mm	800mm
HATC7	1000mm	800mm
HATC8	1200mm	800mm
HATC9	1400mm	800mm
HATC10	1600mm	800mm



**info** Glides supplied as standard with optional Castors at a further cost. Table frame available in Silver only.



Fold-in crank arm

**Sit Stand Crank Height adjustable table**

Code	Width	Depth
SSHA1	800mm	600mm
SSHA2	1200mm	600mm
SSHA3	1400mm	600mm
SSHA4	1600mm	600mm
SSHA5	800mm	800mm
SSHA6	1200mm	800mm
SSHA7	1400mm	800mm
SSHA8	1600mm	800mm

# Tables

## Study Carrel's

Creates an isolated workspace for users, increasing privacy and concentration.

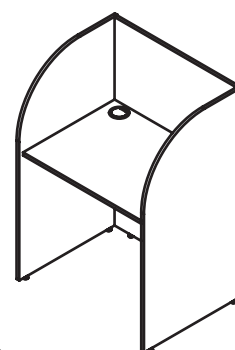
Ideal for libraries and study rooms.

Constructed from 18mm thick MFC.

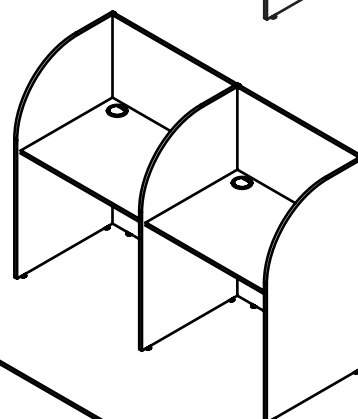


These items will require some self assembly.

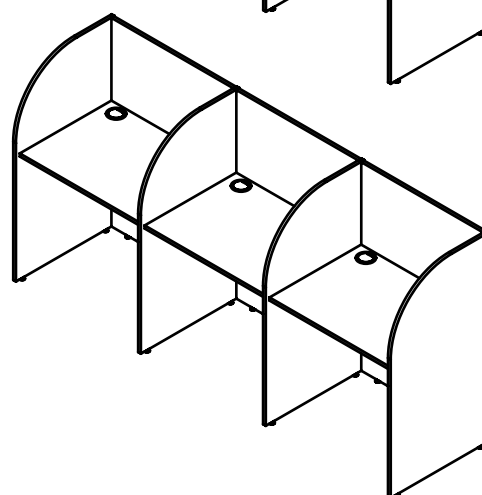
Code	Overall Height	Overall Width	Overall Depth
BOOTH1	1200mm	836mm	650mm








Code	Overall Height	Overall Width	Overall Depth
BOOTH2	1200mm	1654mm	650mm



Code	Overall Height	Overall Width	Overall Depth
BOOTH3	1200mm	2472mm	650mm



### Standard Colours

-  Maple
-  Oak
-  Beech
-  Light Grey
-  Dark Grey

## EHA Carrel

Code	Desk Height	Overall Width	Overall Depth	Carrel Height
ESSCHA86	760-1260mm	800mm	600mm	600mm
ESSHA106	760-1260mm	1000mm	600mm	600mm
ESSHA126	760-1260mm	1200mm	600mm	600mm
ESSHA146	760-1260mm	1400mm	600mm	600mm



## HA Carrel

Code	Desk Height	Overall Width	Overall Depth	Carrel Height
CHATC86	560-860mm	800mm	600mm	600mm
CHATC106	560-860mm	1000mm	600mm	600mm
CHATC126	560-860mm	1200mm	600mm	600mm
CHATC146	560-860mm	1400mm	600mm	600mm



info

These items will require some self assembly.

## CK Carrel

Code	Overall Width	Overall Depth	Carrel Height
CCHUNKY86	800mm	600mm	600mm
CCHUNKY106	1000mm	600mm	600mm
CCHUNKY126	1200mm	600mm	600mm
CCHUNKY146	1400mm	600mm	600mm



## ST Carrel

Code	Overall Width	Overall Depth	Carrel Height
CST86	800mm	600mm	600mm
CST106	1000mm	600mm	600mm
CST126	1200mm	600mm	600mm
CST146	1400mm	600mm	600mm

## Tables

### Teacher's Desks

Two drawer pedestal with lockable personal drawer.

Available with a choice of MDF, PVC or PU edging with robust 32mm diameter frame. Standard top colours Beech and Grey.



Code	Height	Width	Depth
TEDES	710mm	1200mm	600mm

#### Frame Colours

Light Grey	Chrome Silver
Textured Silver	Dark Grey
Black	Charcoal
Red	Blue
Green	Yellow
White	

### Z & C Frame Tables

Our heavy duty 'Z' & 'C' Frame Tables are designed with robust steel legs which have a strengthening bar between them.

The shape of these tables allows you the flexibility to move around while working.

They can also be used in a continuous line for an ICT area.

Code	Description	Width	Depth
DCT66	'C' Frame	600mm	600mm
DCT126	'C' Frame	1200mm	600mm
DCT1150	'C' Frame	1100mm	550mm



Steel rectangular section legs 25mm x 50mm.



Code	Description	Width	Depth
DZT166	'Z' Frame	600mm	600mm
DZT126	'Z' Frame	1200mm	600mm
DZT1150	'Z' Frame	1100mm	550mm

# Tables

## Tables with Castors

Ø32mm Legs.  
65mm Castor with soft tyre.  
2 Locking, 2 Non-locking as standard.



Code	Width	Depth	Code	Width	Depth	Code	Width	Depth	Code	Width	Depth
CTC55	550mm	550mm									
CTC65	600mm	550mm	CTC66	600mm	600mm						
CTC85	800mm	550mm	CTC86	800mm	600mm	CTC87	800mm	750mm	CTC88	800mm	800mm
CTC105	1000mm	550mm	CTC106	1000mm	600mm	CTC107	1000mm	750mm	CTC108	1000mm	800mm
CTC125	1200mm	550mm	CTC126	1200mm	600mm	CTC127	1200mm	750mm	CTC128	1200mm	800mm
CTC145	1400mm	550mm	CTC146	1400mm	600mm	CTC147	1200mm	750mm	CTC148	1400mm	800mm
CTC155	1500mm	550mm	CTC156	1500mm	600mm	CTC157	1500mm	750mm	CTC158	1500mm	800mm
CTC165	1600mm	550mm	CTC166	1600mm	600mm	CTC167	1600mm	750mm	CTC168	1600mm	800mm



25x25mm Legs.  
65mm Castor with soft tyre.  
2 Locking, 2 Non-locking as standard.

### Laminated Table Top Colours



Code	Width	Depth	Code	Width	Depth	Code	Width	Depth	Code	Width	Depth
STC55	550mm	550mm									
STC65	600mm	550mm	STC66	600mm	600mm						
STC85	800mm	550mm	STC86	800mm	600mm	STC87	800mm	750mm	STC88	800mm	800mm
STC105	1000mm	550mm	STC106	1000mm	600mm	STC107	1000mm	750mm	STC108	1000mm	800mm
STC125	1200mm	550mm	STC126	1200mm	600mm	STC127	1200mm	750mm	STC128	1200mm	800mm
STC145	1400mm	550mm	STC146	1400mm	600mm	STC147	1200mm	750mm	STC148	1400mm	800mm
STC155	1500mm	550mm	STC156	1500mm	600mm	STC157	1500mm	750mm	STC158	1500mm	800mm
STC165	1600mm	550mm	STC166	1600mm	600mm	STC167	1600mm	750mm	STC168	1600mm	800mm



## Tables

### Premium Cylinder

These circular leg tables can be coated in many finishes such as :- Silver, Textured black, Yellow, Red, Blue, Green and Grey. The frames are 32mm or 50mm diameter legs which are fully welded and are very sturdy.

We offer a range of table top finishes from Beech, Maple, Oak, Light Grey Laminate, Red, Blue, Green, Yellow and many more.

18mm table top as standard (25mm available on request).

Code	Width	Depth
CHUNKY 3	1100mm	550mm
CHUNKY 6	1200mm	600mm
CHUNKY 7	600mm	600mm
CHUNKY 11	1800mm	600mm
CHUNKY 14	1200mm	750mm
CHUNKY 15	1500mm	600mm
CHUNKY 16	1600mm	600mm



Other Square table sizes available on request.

#### Frame Colours

Light Grey	Chrome Silver
Textured Silver	Dark Grey
Black	Charcoal
Red	Blue
Green	Yellow
White	

#### Laminated Table Top Colours

Maple	Oak
Beech	Red
Blue	Green
Yellow	Light Grey
Dark Grey	

These colours apply for all tables. Other colours available on request.







# Tables

## Premium Cylinder

### Circular Dimensions

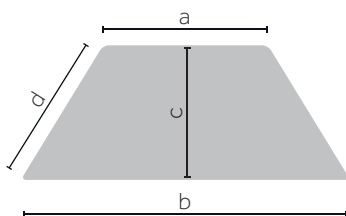
Code	Diameter
CHUNKY 1	1000mm
CHUNKY 5	1200mm
CHUNKY 10	1100mm
CHUNKY 12	900mm

### Semi-Circular Dimensions

Code	Width	Depth
CHUNKY 4	1100mm	550mm
CHUNKY 8	1200mm	600mm
CHUNKY 13	1600mm	800mm

### Trapezoidal Dimensions

Code	Width a / b	Depth c / d
CHUNKY 2	550 / 1100mm	476 / 550mm
CHUNKY 9	600 / 1200mm	520 / 600mm



Trapezoidal Nursery Table.  
Shown with Ø50mm legs.



CHUNKY 5



CHUNKY 8 - Semi-Circular



CHUNKY 9 - Trapezoidal

## Tables

### Curve Premium Cylinder

Four tables together make a circular shape of 2100mm diameter. 32mm round fully welded frame.



Code	Width	Depth
CURVE 1	1490mm	600mm

Available with MDF & PU edging options only.



### Wedge Premium Cylinder

Stylish Triangular Tables. 32mm round fully welded frame. Modular design for all round classroom versatility. Optional front leg castor for flexibility and ease of movement.



Code	Description	Width	Depth
WED1	Wedge	750mm	690mm
WED2C	Wedge w/Castor	750mm	690mm
TR1	Triangular	1100mm	550mm
TR2C	Tri w/Castor	1100mm	550mm

Available with MDF & PU edging options only.

# Tables

## Tri Premium Cylinder

### Laminated Table Top Colours

	
Maple	Oak
	
Beech	Red
	
Blue	Green
	
Yellow	Light Grey
	
Dark Grey	

### Frame Colours

	
Light Grey	Chrome Silver
	
Textured Silver	Dark Grey
	
Black	Charcoal
	
Red	Blue
	
Green	Yellow
	
White	



## Premium Cylinder Rectangular & Trapezoidal



# Tables Spiral Stacking

The Spiral Stacking Fully welded Tables are designed to stack in a spiral motion or directly on top of each other. These tables can be made in many different shapes and sizes and still offer the Spiral Stacking System.

The 1.5mm gauge four legged frames can be powder coated in an Epoxy Powder coat finish to give maximum life.

We supply a wide range of work top finishes such as Laminated MDF, Beech, Blue, Red, Green and Yellow. We also offer a selection of tables with a clear lacquered edge or 2mm PVC edge. Table tops 18mm thick as standard, 25mm thick also available.













Table shown with 607 chair.



### Laminated Table Top Colours

	
Maple	Oak
	
Beech	Red
	
Blue	Green
	
Yellow	Light Grey
	
Dark Grey	

### Frame Colours

	
Light Grey	Chrome Silver
	
Textured Silver	Dark Grey
	
Black	Charcoal
	
Red	Blue
	
Green	Yellow
	
White	

\* These colours apply for all tables. Other colours available on request.

Code	Width	Depth
ST1	600mm	600mm
ST2	760mm	760mm
ST3	900mm	900mm
ST1150	1100mm	550mm
ST4	1200mm	600mm
ST5	1500mm	600mm
ST6	1800mm	600mm


# Tables

## Student Tables

These tables are available in a wide range of work top finishes such as Laminated MDF, Beech, Blue, Red, Green and Yellow. We also offer a selection of table edge finishes. These tables can be made in many different shapes and sizes and still offer the Spiral Stacking System. The 25mm (square section) four legged frames can be powder coated in a black or grey Epoxy Powder coat finish to give maximum life.

Code	Shape	Dimensions
TRZT1	Trapezoidal	1100mm x 550mm
TRZT	Trapezoidal	1200mm x 600mm
SCTRP	Semi Circle	1100mm x 550mm
SCT12	Semi Circle	1200mm x 600mm
CT1	Circular	600mm Diameter
CTS10	Circular	1000mm Diameter

### Edging Options



Colour Matched  
PVC Edge

Contrasting  
PVC Edge

Clear Lacquered  
MDF Edge

### Water & chemical resistant Polyurea (PU) Edge



Light Grey

Charcoal

Blue



Clear lacquer MDF, PVC or PU edge.  
The plastic trays can be supplied in a number of colours such as : Grey, Blue, Green and Red.  
Steel square section legs 25mm x 25mm.

This Student Table design has metal runners under the work tops which have been welded to allow plastic trays to slide in and out.

Each table will hold up to two trays depending on the size of table. The tables come in 1100mm x 550mm or 1200mm x 600mm sizes.



Code		Width	Depth
STUD600	Table with single tray	600mm	600mm
STUD115	Table with 2 trays	1100mm	550mm
STUD126	Table with 2 trays	1200mm	600mm

	Width	Depth	Height
Tray Dimensions	427mm	312mm	75mm



## Tables

# Slide/Stacking

Our Slide/Stacking Crush Bent Tables are created with a robust crushed metal frame and a 25mm square leg system that is longer on one side enabling you to stack with ease.

The frames are manufactured out of 1.5mm gauge steel and can be powder coated in a black or grey Epoxy Powder coat finish to give maximum life.

We supply a wide range of work top finishes in Laminated MDF the edges can either be clear lacquered or 2mm PVC finish. 18mm thick top supplied as standard.

- We offer additional finishes to the table edges. Finishes as above.
- We also offer an End-Over-End Table (MO FW). These tables slide over each other width ways.
- They also come in the standard sizes as shown.



MO1 - Rectangular



MS1 - Square



TRZTM - Trapezoidal

Code	Width	Depth
MO1	1100mm	550mm
MO2	1200mm	600mm

Code	Width	Depth
MS1	600mm	600mm

Code	Width	Depth
TRZTM	1100mm	550mm
TRZTM1	1200mm	600mm

	A	B	C	D	E	F
Table Heights	460mm	530mm	590mm	640mm	710mm	760mm
Size	1	2	3	4	5	6

**info** All of our table ranges come as a set standard height from A - F



## Tables

# Craft/Science Tables

These 'H' Frame Tables have been designed to make working on high work tops that much easier.

With it's 1.5mm Gauge 25mm or 40mm thick 'H' frames, these tables are suitable for many environments especially educational areas.

There are a range of work top finishes available, from Laminated Beech Wood, Maple, Oak, Red, Blue, Green, Yellow and Light Grey. These work tops can be either 18mm or 25mm thick with clear lacquer or 2mm PVC edging.

We also offer an extra tough 13mm or 16mm thick Trespa Work top which can be supplied in White, White Speckle, Speckle Sand, Silver Grey and Speckle Silver Grey.

These are ideal for science and food tech environments.



Optional Trespa Finish



Heavy Duty Ø32mm round frame

Code	Width	Depth
SBHDR1	1800mm	600mm
SBHDR2	1800mm	750mm
SBHDR3	1500mm	600mm
SBHDR4	1500mm	750mm
SBHDR5	1200mm	600mm
SBHDR6	1200mm	750mm



25mm Standard 'H' frame

Code	Width	Depth
SB1	1800mm	600mm
SB2	1800mm	750mm
SB3	1500mm	600mm
SB4	1500mm	750mm
SB5	1200mm	600mm
SB6	1200mm	750mm



'H' Frame Design Bracing-Bar

Heavy Duty 40mm frame

Code	Width	Depth
SBHD1	1800mm	600mm
SBHD2	1800mm	750mm
SBHD3	1500mm	600mm
SBHD4	1500mm	750mm
SBHD5	1200mm	600mm
SBHD6	1200mm	750mm

All tables are available at 710mm, 760mm, 800mm, 850mm and 900mm high. Refer to page 44 for colour options.

## Tables

### X Frame Exam Table

Our 'X' Frame design enables you to fold the table after use and store away with ease. The slim body allows you to store in the narrowest of places. A folding exam table Trolley is also available.

The simple sliding action lets you put the table to desk position without power tools or any fuss.

- Clear lacquer or PVC edges.
- Plywood tops available on request.
- 22mm frame
- Standard table height 710mm.



\* 'X' frame tables fold to a flat position for storage.

#### Standard Table Top Dimensions

Code	Width	Depth
EXF1-M	600mm	525mm
EXF2-M	600mm	450mm
EXF3-M	600mm	600mm
EDT	Exam desk Trolley	



EXF1 - M



EDT

### Exam Desk Trolley

Fully welded construction complete with locking castors. Holds up to 20 items.

### Heavy Duty Cantilever

The Heavy Duty Cantilever Table has a 'Crush Bent' steel frame design which allows you to slide them on top of each other when stacking. With a 25 x 25mm upper leg frame and 50 x 25mm lower/feet frame this makes this table a very strong and durable to use. These tables can stack 5 high.



25mm x 25mm

EXHD1 M



EXS1 - M

### Nesting

Our Nesting Table is designed using 1.5mm gauge steel frame and a hard wearing work top. It is shaped to get stacked with ease and also perform as a comfortable table. These tables can stack 5 high.

\* Laminate top and frame finishes are as Page 44.



# Tables

## Budget Flip-Top

Incorporating a simple thumb-wheel release mechanism. The Flip Top Tables provide a reliable and affordable solution for reconfigurable furniture within all working place environments.

- Accommodates a wide range of top shapes and sizes
- Simple release mechanism
- Rigid all steel construction
- 4 braked castors



### Rectangular Dimensions

Code	Width	Depth
BUFTR1000/800	1000mm	800mm
BUFTR1200/800	1200mm	800mm
BUFTR1400/800	1400mm	800mm
BUFTR1600/800	1600mm	800mm

### Semi-Circular Dimensions

Code	Width	Depth
BUFTSC1000/800	1000mm	800mm
BUFTSC1200/800	1200mm	800mm
BUFTSC1400/800	1400mm	800mm
BUFTSC1600/800	1600mm	800mm

### Trapezoidal Dimensions

Code	Width	Depth
BUFTT1000/800	1000mm	800mm
BUFTT1200/800	1200mm	800mm
BUFTT1400/800	1400mm	800mm
BUFTT1600/800	1600mm	800mm

## Premium Flip-Top

Premium Flip-Top tables incorporate an innovative neutrally pivoted release mechanism, with integrated adjustable dampening. As a consequence, table tops are perfectly balanced to minimise premature opening and closing and the flipping action is controlled and easy to operate. Premium Flip-Top tables provide a robust, reliable and affordable solution for reconfigurable furniture within all working environments.

- Accommodates a wide range of top shapes and sizes.
- Smooth controlled flipping action
- User friendly release mechanism
- 4 braked castors
- All tables 715mm high



### Rectangular Dimensions

Code	Width	Depth
PRFTR1000/800	1000mm	800mm
PRFTR1200/800	1200mm	800mm
PRFTR1400/800	1400mm	800mm
PRFTR1600/800	1600mm	800mm

### Semi-Circular Dimensions

Code	Width	Depth
PRFTSC1000/800	1000mm	800mm
PRFTSC1200/800	1200mm	800mm
PRFTSC1400/800	1400mm	800mm
PRFTSC1600/800	1600mm	800mm

### Trapezoidal Dimensions

Code	Width	Depth
PRFTT1000/800	1000mm	800mm
PRFTT1200/800	1200mm	800mm
PRFTT1400/800	1400mm	800mm
PRFTT1600/800	1600mm	800mm

# Classroom Storage Mobile Tray Unit

The Mobile Tray Unit is designed to hold a number of storage trays whether it be 6 trays or 8 trays high.

These units can be supplied 356mm (MTU 1), 690mm (MTU 2), 1024mm (MTU 3) and 1358mm (MTU 4) wide to hold 1, 2, 3 and 4 tray bays.

Trays available in heights of 75mm (shallow) and 150mm (deep) - with 1 deep tray taking the space of 2 shallow. 6 Tray high units 602mm high overall, 8 Tray high units 772mm high overall.

Conforms to EN16121:2013+A1:2017.

## Storage Unit Finish



Beech

## Storage Tray Colours



Red

Blue



Green

Yellow



Other tray colours available on request.



MTU3/8

### Tray Unit Dimensions

Code	Description	Height	Width	Depth
MTU3/6	3 bays of 6 trays	602mm	1024mm	455mm
MTU3/8	3 bays of 8 trays	772mm	1024mm	455mm



MTU1/6

### Tray Unit Dimensions

Code	Description	Height	Width	Depth
MTU2/6	2 bays of 6 trays	602mm	690mm	455mm
MTU2/8	2 bays of 8 trays	772mm	690mm	455mm



MTU2/8

### Tray Unit Dimensions

Code	Description	Height	Width	Depth
MTU1/6	1 bay of 6 trays	602mm	356mm	455mm
MTU1/8	1 bay of 8 trays	772mm	356mm	455mm

**Tray Unit Dimensions**

Code	Description	Height	Width	Depth
MTU4/6	4 bays of 6 trays	602mm	1358mm	455mm
MTU4/8	4 bays of 8 trays	772mm	1358mm	455mm



## Classroom Storage Mobile Tray Storage Unit

The versatile Mobile Tray Storage units are an ideal compliment for classrooms, art rooms or any other educational environment.

The top compartments can hold books, art equipment, games etc. Supplied in 3 sizes complete with trays and castors.

Conforms to EN16121:2013+A1:2017.

Finished in Beech wood laminate.



**Tray Unit with Storage Dimensions**

Code	Description	Height	Width	Depth
MTS2/4	2 bays of 4 trays with top storage	620mm	690mm	455mm
MTS3/4	3 bays of 4 trays with top storage	620mm	1024mm	455mm
MTS4/4	4 bays of 4 trays with top storage	620mm	1358mm	455mm

# Classroom Storage

## Library Bookcase Trolley

Mounted on 4 non-locking castors, the Library Bookcase Trolley comes complete with 3 shelves on the front side and 3 on the back.

875mm High, 1050mm wide & 510mm Deep.



**Bookcase Trolley Dimensions**

Code	Description	Height	Width	Depth
MBT1	3 Horizontal Shelves each Side	875mm	1050mm	510mm
MBT2	3 Horizontal/3 Diagonal Shelves	875mm	1050mm	510mm
MBT3	3 Diagonal Shelves each Side	875mm	1050mm	510mm



**Storage Unit Finish**



Beech

# Soft Seating

## Tub Chair with Settee & Table

The superb Tub Chair with Settee & Table offer unmatched comfort and style. Fully panel sewn in all standard fabrics, vinyls and leathers.



RTT2 - Coffee Table 380mm high

RTC1

Code	Seat Height	Overall Width	Overall Depth
RTC1	430mm	770mm	680mm
RTC2	430mm	1280mm	680mm
RTT2	-	600mm	600mm

Code	Seat Height	Seat Width	Seat Depth
RRU1	460mm	600mm	500mm
RRU30	460mm	285mm	500mm
RRU60	460mm	406mm	500mm

\*Each arm adds 80mm to the overall chair width



RRU1L - Left Arm

RRU1R - Right Arm

RRU02 - Double Arm



RRU1 - No Arms

RRU30 - 30° Unit

RRU60 - 60° Unit

## Talbot Reception Area Range

Fully upholstered Talbot units can be arranged to form any seating arrangement. Internal & external corner units available on request.



RRU1

# Soft Seating

## Urban Bench

Urban Bench has connecting tables with low upholstered benches and matching coffee tables. The Urban Benches and connecting tables have been designed to allow clients flexibility to use space efficiently. Urban Bench and Table units are free-standing to ensure total flexibility. This modern design means that Urban Bench looks good as a single bench unit or in large configurations. Urban Bench and matching tables offer a stylish solution for any environment.



Code	Height	Width	Depth
URBAN 100	450mm	1200mm	450mm
URBAN 101	450mm	810mm	450mm
URBAN 102	450mm	450mm	450mm
URBAN 103	450mm	700mm	450mm
URBAN 104	250mm	450mm	450mm
URBAN 105	250mm	1160mm	450mm
URBAN 106	250mm	1160mm	810mm
URBAN 107	250mm	1160mm	1160mm



URBAN 100



URBAN 101




URBAN 102




URBAN 103



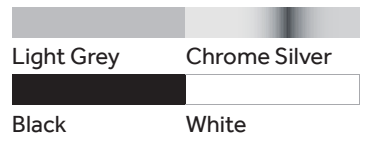
# Soft Seating Urban Bench




### Laminated Table Top Colours



### Frame Colours



URBAN 107



URBAN 106



URBAN 105



URBAN 104



## Soft Seating

# Neptune Modular Seating

New Neptune is a versatile range of reception / breakout seating that can be configured in many layout options. The range is available as a single cube, single wedge, double cube and double wedge.

The single and double cube can be supplied with backs, or in large configurations.

Code	Description	Overall Height	Width	Depth
420	Single Wedge	460mm	550/300mm	600mm
421	Double Wedge	460mm	1150/900mm	600mm
422	Single Cube	460mm	550mm	600mm
4222	Single Cube with back	1000mm	600mm	
423	Double Cube	460mm	1150mm	600mm
4233	Double Cube with back	1000mm	1150mm	600mm

**info** Also available with seat height at 355mm or 385mm. Please enquire for details.

421 - Double Wedge



With back 4233



422



With back 4222

423 - Double Cube



420 - Single Wedge





# Soft Seating Puzzle

Bold, contemporary well designed seating to make an impact. Puzzle offers a range of circular seating modules in five different shapes that create limitless configurations with creative landscapes.



429

CLOVER STOOL



428

PEANUT STOOL

Code	Seat Height	Overall Width	Overall Depth
424	460mm	450mm	450mm
425	460mm	450mm	450mm
428	460mm	950mm	450mm
429	460mm	950mm	675mm



Also available with seat height at 355mm or 385mm. Please enquire for details.



425

CYLINDER STOOL



424

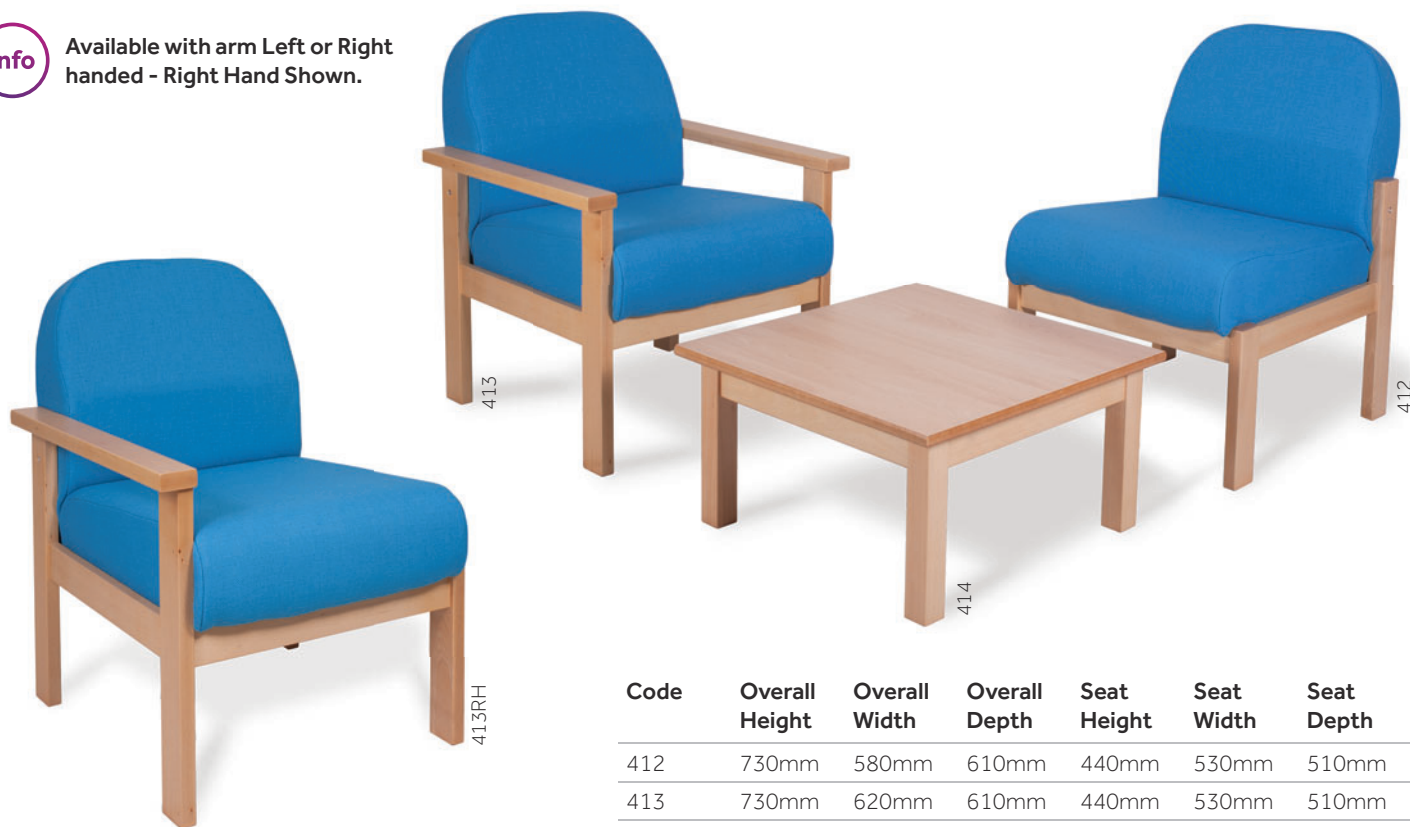
CRESCENT STOOL

# Easy Seating Deluxe Wooden

An attractive collection of Wooden Frame furniture, for Reception and Lounge areas, offering good looks comfort and flexibility. Generously upholstered with Solid Beech Frames and Complementary Coffee Table.

- Curved seat pad to ensure the comfort in all areas.

**info** Available with arm Left or Right handed - Right Hand Shown.



Code	Overall Height	Overall Width	Overall Depth	Seat Height	Seat Width	Seat Depth
412	730mm	580mm	610mm	440mm	530mm	510mm
413	730mm	620mm	610mm	440mm	530mm	510mm
413LH	730mm	600mm	610mm	440mm	530mm	510mm
413RH	730mm	600mm	610mm	440mm	530mm	510mm
414	330mm	600mm	600mm	-	-	-
415	330mm	1200mm	600mm	-	-	-



412  
Heavy Duty Deluxe Wooden  
Framed Easy Chair

413  
Heavy Duty Deluxe Wooden  
Framed Easy Armchair

415  
Wooden Matching Coffee Table

# Easy Seating Wooden

With incorporated Heavy Duty Metal Sub-Frame for extra Strength. The range is an ideal option for Staff room, Student Accommodation and Reception areas.

The Classic Wooden Frame incorporating a heavy Duty Metal Sub-Frame for extra Strength, and generously upholstered seat and back and complementary Coffee Table (H 330mm x W 560mm x D 560mm).



452W - Two Seater Wooden Low Easy Settee with Arms & Metal Sub-Frame



450W - Wooden Low Easy Chair with Metal Sub-Frame



455W - Wooden Easy Armchair with Metal Sub-Frame



414 - Wooden Matching Coffee Table

Code	Overall Height	Overall Width	Overall Depth	Seat Height	Seat Width	Seat Depth
450W	730mm	540mm	560mm	400mm	520mm	510mm
452W	730mm	1070mm	560mm	400mm	1030mm	510mm
455W	730mm	540mm	560mm	400mm	520mm	510mm
414	330mm	600mm	600mm	-	-	-

All chairs in this range are strengthened with a metal sub-frame.



# Easy Seating

## Lounge/ Reception Seating

An attractive choice of Lounge, Reception or waiting area seating with a new improved design.

With their supportive high back and strong laminated beech frame, these chairs come in 4 types; unit chair, unit chair with left or right arm and armchair.

These chairs can be used singly or butted together to form continuous seating.

A matching coffee table in two sizes with a laminated beech top completes the range.



Code	Height	Width	Depth	Seat/Table Height
408	930mm	545mm	585mm	420mm
409	930mm	545mm	585mm	420mm
4114	430mm	495mm	485mm	420mm
4115	430mm	900mm	485mm	420mm

# Easy Seating

## 3000 Range

This seating range is a popular, value for money option, with round 32mm tube frames and soft curves offering an alternative choice for receptions, lounges and staff-rooms.

With a choice of various coloured frames and deep curved cushioned seats, backs and arms for extra comfort.

Available as a unit chair, one arm unit chair (LH or RH when stated), arm chair and two seater unit. Available with matching square table with beech laminate top.



3011 - Low Easy Armchair  
Left or Right Hand Arm

3010 - Coffee Table

3088 - Low Easy Armchair



3099 - Two Seater Low  
Easy Settee with Arms



3077 - Low Easy Chair  
No Arm

### Frame Colours

Light Grey	Chrome Silver
Textured Silver	Dark Grey
Black	Charcoal

Code	Overall Height	Overall Width	Overall Depth	Seat Height
3099	840mm	1007mm	660mm	410mm
3088	840mm	540mm	660mm	410mm
3077	840mm	540mm	660mm	410mm
3011	840mm	540mm	660mm	410mm
3010	310mm	600mm	600mm	-

# Easy Seating

## Metal Framed Low Easy Seating

The range of traditional steel framed Low Easy Seating. Manufactured with durable 25mm steel coated in epoxy powder.


Deep padded seat and back offers comfort for the user.

Available with 2, 3 and 4 seater settees, with complementary coffee tables.



Code	Overall Height	Overall Width	Overall Depth	Seat Height	Seat Width	Seat Depth
D7	750mm	520mm	580mm	400 - 410mm	520mm	460mm
D8	750mm	570mm	580mm	400 - 410mm	570mm	460mm
D9	750mm	520mm	580mm	400 - 410mm	520mm	460mm
CFT 600	340mm	600mm	600mm	-	-	-
CFT 1200	340mm	1200mm	600mm	-	-	-

### Frame Colours



Black Charcoal



# Easy Seating

## Heavy Duty Low Easy Seating

These comfortable chairs look great in any waiting area, work environment, school, university and many more areas.

The extra strong sturdy metal frames with extra thick foam offer seating comfort.

Matching coffee table completes the range.



Code	Overall Height	Overall Width	Overall Depth	Seat Height	Seat Width	Seat Depth
304	840mm	530mm	610mm	410mm	510mm	510mm
305	840mm	560mm	610mm	410mm	510mm	510mm
306	340mm	600mm	600mm	-	-	-

## Upholstered Curved Stools

The curved styling of this corner seating provides infinite opportunities to create an inviting area. The stool can be used between bays of shelving to provide a comfy reading niche or grouped together for a special reading area.

High-density foam seat cushion for comfort and durability.

Available in 32mm diameter round tube.



Code	Overall Height	Overall Width	Overall Depth
CS	460mm	870-440mm	540mm

CS

# Conference/Visitor Seating

## Urban Stacking Chair

A very durable chair with great stackability. The Urban is perfect for a number of environments, from Classrooms and Halls, to meeting and conference rooms. The Urban Stacks 25 on a trolley, and 10 high on its own. Solid durable round steel frame, which can come in various frame colours; Chrome Silver, Light Grey, Black, Charcoal and White.

Code	Overall Height	Overall Width	Overall Depth	Seat Height
URBAN 1	845mm	515mm	550mm	470mm
URBAN 1A	845mm	600mm	550mm	470mm



### Frame Colours

Light Grey	Chrome Silver
Black	Charcoal
White	

- Available with Chrome Effect Frame



# Conference/Visitor Seating Urban Stacking Chair



URBAN1A  
Urban Armchair



URBAN1-SQ  
Urban Square Back



URBAN3  
Compact Chair

Code	Overall Height	Overall Width	Overall Depth	Seat Height
URBAN1A	845mm	600mm	550mm	470mm
URBAN3	845mm	465mm	515mm	470mm
URBAN1-SQ	845mm	515mm	550mm	470mm

**info** Linking option available.



# Conference/Visitor Seating

## Brad

This is an ideal range of multipurpose chairs, to suit many environments. Sled Chrome Base offers robustness and easy high density stacking to 20 chairs on the Chair trolley. Polypropylene seat and backrest, which have an upholstered seat, and upholstered seat and back. Further options of Arms, and Arm with Writing tablet are available.

- Shaped moulded back
- Strong durable frame and back support
- Exceptionally strong skid base frame
- Feet buffers
- Seat Pad

Code	Overall Height	Overall Width	Overall Depth	Seat Height
BRAD-01	845mm	540mm	510mm	470mm
BRAD-02	845mm	540mm	510mm	470mm
BRAD-CT	Chair Trolley			



BRAD-02-SP - Skid Base




BRAD-02 - Skid Base




BRAD-01 - 4 Legged

### Shell Colours



### Frame Colours



BRAD-CT - Chair Trolley

# Conference/Visitor Seating

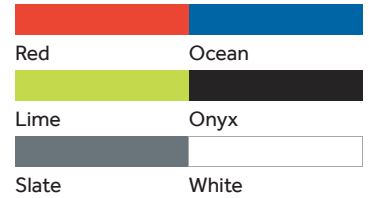
## Edge

Edge is a versatile chair with a great Stacking ability. Contoured Seat and Back for comfort and support.


Strong solid steel frame. Stacks up to 30 high (upholstered seat 15 high), on a specially designed trolley. Stacks 5 high freestanding.

Code	Overall Height	Overall Width	Overall Depth	Seat Height
EDGE1	820mm	500mm	530mm	470mm
EDGE1SP	820MM	500mm	530mm	480mm
EDGETR	Trolley			

### Shell Colours



### Frame Colours



Optional Extras:

- Linking device
- Upholstered seat pad.



EDGE1 - Skid base chair  
Red



EDGE1SP - Skid base chair  
Slate with upholstered seat Pad



# Conference/Visitor Seating

## Mariquita

A contemporary design ideal for many environments. Mariquita is available as a 4 leg, skid, task chair, beam and also stool. A unique design individual Mariquita adds a touch of design to any area. Available in 8 shell colours all with chrome frame.

Code	Overall Height	Overall Width	Overall Depth	Seat Height
MARIQUITA SK	790mm	605mm	535mm	450mm
MARIQUITA 4	790mm	550mm	530mm	450mm

### Shell Colours

Black	Wine
White	Forest
Prussian	Toasted
Purple	Avio

### Frame Colours

Chrome
--------



## Nuke

New for 2017, Nuke is a fresh new design made from one piece injection moulded polypropylene. Easy to clean and with great ergonomics design Nuke fits into many modern environments. Stacks up to 10 high, available in vibrant 8 colours.

### Shell Colours

Snowball	Citric
Sandy	Toasted
Icesurf	Coral-Bay
Greenapple	Sunsplash

Code	Overall Height	Overall Width	Overall Depth	Seat Height
NUKE	810mm	540mm	520mm	460mm
NUKE ARM	810mm	620mm	520mm	460mm



# Conference/Visitor Seating

## Public

A versatile chair ideal for halls and auditoriums, heavy duty, in black polypropylene. Sturdy skid frame with linking feet, upholstered seat and back are optional.

Silver or chrome skid frame, stackable, with an optional chair trolley.



PUBLIC CT - Chair trolley



PUBLIC 01 WT - Skid base with writing tablet



Shell available in Black Polypropylene only.

Code	Overall Height	Overall Width	Overall Depth	Seat Height
PUBLIC	755mm	490mm	440mm	450mm



PUBLIC 01 SP  
Skid base with seat pad



PUBLIC 01 SPBP  
Skid base with seat & back pad



PUBLIC 01  
Skid base

# Conference/Visitor Seating

## Ari


A modern stylish design, Ari can be used in many environments. Ari is available as a 4 leg, skid, task and beam chair. It comes with a chrome frame and a choice of 8 shell colours. Stacks up to 10.

Code	Overall Height	Overall Width	Overall Depth	Seat Height
ARI 4	850mm	510mm	540mm	450mm
ARI SKID	840mm	560mm	580mm	450mm

### Shell Colours

	
Dark	Wine
	
White	Lawn
	
Prussian	Toasted
	
Orange	Light-Grey

### Frame Colours


Chrome



## Loola


Loola is available in a combination of 8 shell colours all available with a sturdy 4 leg chrome frame. Stacks 6 high.

Code	Overall Height	Overall Width	Overall Depth	Seat Height
LOOLA	810mm	540mm	530mm	450mm

### Shell Colours

	
Watergreen	Pacific
	
Violet	Road
	
Icesurf	Peach
	
Mustard	Citric
	
Greenapple	Stratos

### Frame Colours


Chrome









# Conference/Visitor Seating

## Arrow


Arrow is a premium high density stacking chair. Available in 6 shell colours and chrome frame, Arrow is available with either a 4 leg or skid frame. Stacks up to 25 high on a trolley.

Code	Overall Height	Overall Width	Overall Depth	Seat Height
ARROW	790mm	540mm	570mm	450mm

### Shell Colours

	
Avocado Green	Black
	
Grey	Red
	
Sand	White

### Frame Colours


Chrome



## Replay

A comfortable stacking chair. Replay is available in 5 standard colours. It can stack up to 10 high. Upholstered seat and back pads are available to further enhance the comfort.

Code	Overall Height	Overall Width	Overall Depth	Seat Height
REPLAY	810mm	540mm	570mm	460mm



# Conference/Visitor Seating

## 607

This range has been designed with durability in mind. A versatile chair with or without Writing Tablet. It is ideal for any multi-seating environment such as Training, Conference and Lecture areas. It has a deep curved, contoured seat and back with a flat sided oval frame. The chair has been designed to fit 2 chairs underneath a 1200 x 600mm table.



607



607 WOOD



2 chairs will fit underneath a 1200 x 600 table



Stacks 10 high



607WT - Writing Tablet Chair

Code	Overall Height	Overall Width	Overall Depth	Seat Height	Seat Width	Seat Depth
607	810mm	470mm	510mm	470mm	390mm	430mm
607 WOOD	810mm	470mm	510mm	470mm	390mm	430mm
607WT	810mm	470mm	510mm	470mm	390mm	430mm



# Conference/Visitor Seating

## 600

This range has been designed with durability in mind. A versatile chair with or without Writing Tablet. It is ideal for any multi-seating environment such as Training, Conference and Lecture areas. It has a deep curved, contoured seat and back with a flat sided oval frame.

601 - Plastic inners & outers with upholstered seat & back  
601UPH - Upholstered Plywood seat & back for heavy duty use



600 - Plastic inners & outers with upholstered seat & back



600UPH - Upholstered Plywood seat & back for heavy duty use



Code	Overall Height	Overall Width	Overall Depth	Seat Height	Seat Width	Seat Depth
600	820mm	545mm	520mm	470mm	470mm	420mm
600UPH	820mm	545mm	520mm	470mm	470mm	420mm
601	820mm	595mm	520mm	470mm	470mm	420mm
601UPH	820mm	595mm	520mm	470mm	470mm	420mm

\* Writing tablet also available for this model.

# Conference/Visitor Chairs

## Wooden Framed Stacking Chairs

This wooden range offers supreme comfort with generous deep upholstery and a new improved design. Solid beech laminated stacking frames with choice of side or arm chair.



407



406

Code	Overall Height	Overall Width	Overall Depth	Seat Height	Seat Width	Seat Depth
406	900mm	585mm	590mm	470mm	585mm	590mm
407	900mm	585mm	590mm	470mm	585mm	590mm

## Heavy Duty Wooden Stacking Chairs



90W - Heavy Duty  
Bentwood Stacking Chair



100W - Heavy Duty  
Bentwood Stacking Armchair

Code	Overall Height	Overall Width	Overall Depth	Seat Height	Seat Width	Seat Depth
90W	860mm	580mm	570mm	450mm	580mm	570mm
100W	860mm	580mm	570mm	450mm	580mm	570mm

# Conference/Visitor Stacking Chairs

## Multi-purpose Heavy Duty Chairs

Available as a cantilever, 4 legged frame (which stack up to 4 high). Strong construction with 32mm and 25mm round tube with frame colour options. Generous extra wide upholstered seat and back.



MZ07 - available with an optional Writing Tablet



MZ05  
Heavy Duty Conference/Visitor  
Cantilever Chair

Ø25mm x 2mm gauge

Ø25mm x 2mm gauge



MZ07  
Heavy Duty Conference/Visitor  
4 Legged Chair

Ø25mm x 1.5mm gauge



MZ08  
Heavy Duty  
Conference/Visitor Armchair

Ø25mm x 1.5mm gauge

Code	Overall Height	Overall Width	Overall Depth	Seat Height	Seat Width	Seat Depth
MZ05	830mm	530mm	570mm	470mm	480mm	470mm
MZ07	830mm	530mm	570mm	470mm	480mm	470mm
MZ08	830mm	530mm	570mm	470mm	480mm	470mm

# Conference/Visitor Chairs

## Traditional Side Stacking Chair

Our heavy duty upholstered chairs have an extra strong 25mm frame and offers outstanding value for money. The strength of the chairs make them suitable for heavy use areas. They stack 5 high. Available as a side chair, armchair and lecture chair with left or right hand writing tablet.



R2



R2A

Code	Overall Height	Overall Width	Overall Depth	Seat Height	Seat Width	Seat Depth
R2	780mm	480mm	490mm	470mm	440mm	440mm
R2A	780mm	570mm	490mm	470mm	440mm	440mm

## Chrome Cantilever Chair

Our Chrome Cantilever chairs are suitable for meetings and conferences or simply as a side chair. The chairs stack up to 4 high, giving flexibility and storage options. The Chrome Cantilever frame gently rocks giving a higher degree of comfort and better floor protection than a four leg chair.



603 - Cantilever Chrome Stacking Chair



604 - Cantilever Chrome Stacking Chair with Arms

Code	Overall Height	Overall Width	Overall Depth	Seat Height
603	870mm	460mm	480mm	470mm
604	870mm	630mm	480mm	470mm

# Conference/Visitor Chairs

## Writing Tablets

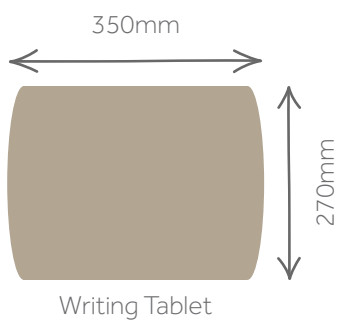


These removable writing tablets are a new addition to our highly popular Urban and Edge chairs.

Ideally suited for the boardroom, meeting rooms, the seminar, public waiting areas, and schools.

URBAN1-WT  
Urban Chair with Removable Writing Tablet

Code	Overall Height	Overall Width	Overall Depth	Seat Height
URBAN1-WT	845mm	515mm	550mm	470mm



EDGE1-WT  
EDGE Chair with Removable Writing Tablet

Code	Overall Height	Overall Width	Overall Depth	Seat Height
EDGE1-WT	820mm	500mm	530mm	470mm

# Function Chairs

## The Royal Range

The Royal has the square back of the original American Banquet chair and is made from 19mm square (1.5mm gauge) tube. The standard seat pad with generous 60mm deep cushion makes for an extremely comfortable seat. Stackable up to 10 high and stacks are easily handled with the Chair Trolley.



R1DLX - Royal Compact  
Narrow 360mm seat width, available with Deluxe or Domed seat options



R1+ DLX Deluxe Seat



R1+DLX-A  
Deluxe Seat Armchair



ECT - Chair removal trolley

### Frame Colours

Black	Textured Black
Gold	Silver Hammer
Light Grey	Antique Copper Hammer
Textured Dark Grey	Gold Hammer
Textured Silver	Chrome Silver

Code	Overall Height	Overall Width	Overall Depth	Seat Height	Seat Width	Seat Depth
R1	855mm	405mm	500mm	470mm	360mm	565mm
R1+	840mm	445mm	530mm	470mm	410mm	370mm
R1+A	840mm	585mm	530mm	470mm	410mm	370mm

# Function Chairs

## The Royal Range

Chairs can be made to link and meet the most demanding fire and strength tests as required.  
The Royal Range is available in a full range of fabric finishes.



R1+DO Stack - Dome Seat

R59DLX - Deluxe Seat



DO - Domed Seat  
DLX - Deluxe Seat  
W - Waterfall Seat  
A - Arms



Top Bar Link



Tubular Link



Link clip

R59+2DLX - Deluxe Seat



Code	Overall Height	Overall Width	Overall Depth	Seat Height	Seat Width	Seat Depth
R59	855mm	445mm	540mm	470mm	410mm	415mm
R59 + 2	855mm	490mm	540mm	590mm	455mm	590mm

# Function Chairs

## The Coronet Range

The attractive round backed Coronet is available with a Deluxe, Dome or Waterfall seat, combining comfort and elegance.

Available in several height and width options as shown in the table opposite.

Further options of a writing table, linking and floor plates are available.

Stackable up to 10 high and can be easily moved with one of our chair trolleys.

RC1DLX  
Coronet Deluxe Seat



RC1-W  
Coronet Waterfall Seat



CRT  
Chair Trolley (shown with RC1DLX)





# Function Chairs

## The Coronet Range

### Frame Shell Colours

Black	Textured Black
Gold	Silver Hammer
Light Grey	Antique Copper Hammer
Textured Dark Grey	Gold Hammer
Textured Silver	Chrome Silver



RC1-W-HB  
Coronet Waterfall Seat High Back



RC1DO  
Coronet Dome Seat



Top Bar Link



Tubular Link



Link clip

DO - Domed Seat  
DLX - Deluxe Seat  
W - Waterfall Seat  
A - Arms

Code	Overall Height	Overall Width	Overall Depth	Seat Height	Seat Width	Seat Depth
RC1	860mm	445mm	575mm	470mm	410mm	370mm
RC1HB	870mm	445mm	575mm	470mm	410mm	370mm

## Function Chairs



### The Consort

The Consort offers an alternative back design.

Available with a full range of fabric finishes.

Available with Dome, Deluxe and Waterfall seat options.

Code	Overall Height	Overall Width	Overall Depth	Seat Height	Seat Width	Seat Depth
RC8	865mm	540mm	440mm	475mm	360mm	405mm



No visible back fixtures

### The Y-Back Chair

The Y-Back chair is an stylish alternative to the Coronet banqueting chair.

Available with a full range of fabric finishes.

Available with Dome, Deluxe and Waterfall seat options.

Code	Overall Height	Overall Width	Overall Depth	Seat Height	Seat Width	Seat Depth
RC1-YB	860mm	445mm	575mm	470mm	410mm	370mm



### The Taj Mahal

A very attractive chair, it is ideal for conference or function.

Available with a full range of fabric finishes.

Available with Dome, Deluxe and Waterfall seat options.

Code	Overall Height	Overall Width	Overall Depth	Seat Height	Seat Width	Seat Depth
RTM	875mm	530mm	440mm	470mm	360mm	405mm

### The Mitre

The shaped handhold and good stacking (10 high) makes handling easy.

Available with a full range of fabric finishes.

Available with Dome, Deluxe and Waterfall seat options.

Code	Overall Height	Overall Width	Overall Depth	Seat Height	Seat Width	Seat Depth
RMI	860mm	445mm	575mm	470mm	410mm	370mm



# Function Chairs

## Aluminium

The 25mm Aluminium square section frame reduces the weight of the chair by over 25% compared to our steel framed chairs without any significant loss of strength. Standard Royal, Coronet and Consort models are offered on lightweight frames.

Code	Overall Height	Overall Width	Overall Depth	Seat Height	Seat Width	Seat Depth
RC1-AL	860mm	445mm	575mm	470mm	410mm	370mm
RC8-AL	865mm	540mm	440mm	475mm	360mm	405mm
R1+AL	855mm	405mm	500mm	470mm	360mm	365mm



RC1-AL  
Aluminium Coronet













RC8-AL  
Aluminium Consort



R1+AL  
Aluminium Royal

### Frame Shell Colours

	
Black	Textured Black
	
Gold	Silver Hammer
	
Light Grey	Antique Copper Hammer
	
Textured Dark Grey	Gold Hammer
	
Textured Silver	Chrome Silver

DO - Domed Seat  
DLX - Deluxe Seat  
W - Waterfall Seat  
A - Arms

# Conference/Visitor Chairs

## Folding Chairs



The 182 Folding Chairs are offered in various colours. Frames are made from 19mm diameter 1.5mm thick steel tube and rear and front legs have braces to provide stability for indoor and outdoor use. Options of a seat and back pads for extra comfort, and linking can be added to the chair.

The 172 version has all the same qualities as the 182 but with the added comfort of a fan back.

182



172



2600

The 2600 and 2700 folding chairs are comfortable and strong.

Available in a range of colour combinations these chairs can be easily folded and stacked on a range of trolleys.



2700



HHT - High hanging  
3 bay trolley



LHT - Low  
hanging trolley


# Tables & Benches



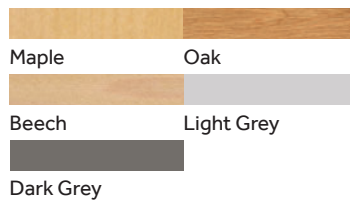
## Core Axis

40mm Tops - 40 x 40mm Legs

### Frame Colours



### Laminate Colours



Other Colours available on request

### 750mm High x 750mm Deep

Code	Width
CoreAxT4012	1200mm
CoreAxT4014	1400mm
CoreAxT4016	1600mm
CoreAxT4018	1800mm
CoreAxT4020	2000mm
CoreAxT4022	2200mm
CoreAxT4024	2400mm

### 450mm High x 350mm Deep

Code	Width
CoreAxB4010	1000mm
CoreAxB4012	1200mm
CoreAxB4014	1400mm
CoreAxB4016	1600mm
CoreAxB4018	1800mm

# Tables & Benches

## Core Plus

40mm Tops - 40 x 40mm Legs



### 750mm High x 750mm Deep

Code	Width
CoreplusT4012	1200mm
CoreplusT4014	1400mm
CoreplusT4016	1600mm
CoreplusT4018	1800mm
CoreplusT4020	2000mm
CoreplusT4022	2200mm
CoreplusT4024	2400mm

Tables - 40mm Tops

### 450mm High x 350mm Deep

Code	Width
CoreplusB4010	1000mm
CoreplusB4012	1200mm
CoreplusB4014	1400mm
CoreplusB4016	1600mm
CoreplusB4018	1800mm

Benches - 40mm Tops

### 750mm High x 750mm Deep

Tables - 40mm Tops

Code	Width
CoreeliteT4012	1200mm
CoreeliteT4014	1400mm
CoreeliteT4016	1600mm
CoreeliteT4018	1800mm
CoreeliteT4020	2000mm
CoreeliteT4022	2200mm
CoreeliteT4024	2400mm

## Core Elite

40mm Tops - 40mm Panels



Benches - 40mm Tops

### 450mm High x 350mm Deep

Code	Width
CoreeliteB4010	1000mm
CoreeliteB4012	1200mm
CoreeliteB4014	1400mm
CoreeliteB4016	1600mm
CoreeliteB4018	1800mm

## Core

18mm Tops - 50 x 25mm Legs



### 750mm High x 750mm Deep

Code	Width
CoreT1812	1200mm
CoreT1814	1400mm
CoreT1816	1600mm
CoreT1818	1800mm
CoreT1820	2000mm
CoreT1822	2200mm
CoreT1824	2400mm

Tables - 18mm Tops

### 450mm High x 350mm Deep

Code	Width
CoreB1810	1050mm
CoreB1812	1250mm
CoreB1814	1450mm
CoreB1816	1650mm
CoreB1818	1850mm

Benches - 18mm Tops

# Tables & Benches

Tables - 40mm Tops

1100mm High x 600mm Deep

Code	Width
Corepose40126	1200mm
Corepose40146	1400mm
Corepose40166	1600mm
Corepose40186	1800mm
Corepose40206	2000mm

Tables - 40mm Tops

1100mm High x 700mm Deep

Code	Width
Corepose40127	1200mm
Corepose40147	1400mm
Corepose40167	1600mm
Corepose40187	1800mm
Corepose40207	2000mm

## Core Poseur

40mm Tops - 40 x 40mm Legs



### Frame Colours



Light Grey      Chrome Silver



Textured Silver      Dark Grey



Black      Charcoal



White

## Core Project

40mm Tops - 40 x 40mm Legs



Tables - 40mm Tops

750mm High

Code	Width
CorePJ1010	1000mm
CorePJ1212	1200mm
CorePJ1414	1400mm

### Laminate Colours



Maple      Oak



Beech      Light Grey



Dark Grey

# Pillar Base Tables

Our new aesthetically appealing Pillar range tables available as a low Coffee table, medium height Café table, and high Poseur table ensure that these tables offer a wide selection of uses.

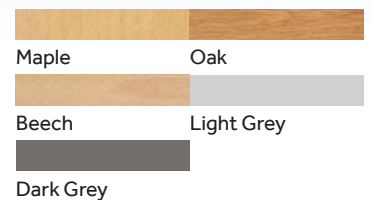
Available with circular or square table-tops in 18mm or 25mm.





## Bistro Tables - 720mm High

Code	Description	Width	Depth
BTSQ188	Square Bistro Table with 18mm Top	800mm	800mm
BTSQ258	Square Bistro Table with 25mm Top	800mm	800mm
BTSQ1810	Square Bistro Table with 18mm Top	1000mm	1000mm
BTSQ2510	Square Bistro Table with 25mm Top	1000mm	1000mm
BTRD188	Round Bistro Table with 18mm Top	Ø800mm	-
BTRD258	Round Bistro Table with 25mm Top	Ø800mm	-
BTRD1810	Round Bistro Table with 18mm Top	Ø1000mm	-
BTRD2510	Round Bistro Table with 25mm Top	Ø1000mm	-

## Laminated Table Top Colours



## Frame Colours



## Poseur Tables - 1100mm High

Code	Description	Width	Depth
PTSQ186	Square Poseur Table with 18mm Top	600mm	600mm
PTSQ256	Square Poseur Table with 25mm Top	600mm	600mm
PTRD186	Round Poseur Table with 18mm Top	Ø600mm	-
PTRD256	Round Poseur Table with 25mm Top	Ø600mm	-

## Coffee Tables - 425mm High

Code	Description	Width	Depth
CTSQ186	Square Coffee Table with 18mm Top	600mm	600mm
CTSQ256	Square Coffee Table with 25mm Top	600mm	600mm
CTRD186	Round Coffee Table with 18mm Top	Ø600mm	-
CTRD256	Round Coffee Table with 25mm Top	Ø600mm	-

CTRD186 - Round Coffee Table





# Bistro Seating

The Bistro Chair, based on a classic design, these chairs come complete with chrome steel based and are available in either Maple Veneer or Polished Natural plywood shell. Choose from 2 styles.



331366 - Torino Plus Chair Polished Natural



331254 - Mile Chair Maple Veneer



ADV-CP1000 Aluminium Base  
Laminated Top with MDF edge.

## Chair Dimensions

Code	Height	Width	Depth	Seat Height
331254	850mm	500mm	510mm	455mm
331366	795mm	500mm	510mm	450mm

## Table Dimensions

Code	Height	Diameter
ADV-CP800	710mm	800mm
ADV-CP1000	710mm	1000mm
ADV-CP1200	710mm	1200mm

# Fabric Options


## Swatch Range A: Advantage

BS EN 1021 - 1:2006 / BS EN 1021 - 2:2006 / BS 7176:2007 Low Hazard



## Swatch Range B: Main Line Plus

BS EN 1021 - 1:2006 / BS EN 1021 - 2:2006 / BS 7176:2007 Low Hazard / BS 5852:2006 Section 4 Ignition Source 5 / BS 7176:2007 Medium Hazard



Due to the limitations involved in the printing process, these colours are intended for use as a guide only. Please request a fabric sample for an accurate representation of colours when placing an order. Colours shown are a sample of the full ranges - other colours are available on request.

**Swatch Range B: Xtreme**

BS EN 1021 - 1:2006 / BS EN 1021 - 2:2006 / BS 7176 :2007 Low Hazard / BS 7176 :2007 Medium Hazard / BS 5852 Section 4 Ignition Source 5



**Vinyl Swatch Range B: Paint Box**

BS 7176 :2007 Low Hazard



